



CORNER BAND COURSE

For accessible and inaccessible terraces.

Protection system for waterproofing upstands conform to DTU 20.12 - NF P 10-203-1 / A2.

Owner of a technical advice n° 5.2/18-2610_V1 of CSTB (Commission chargée de formuler les Avis Techniques), published on 18/09/2018.



— PROTECT RELEVÉS —
TECHNICAL ADVICE n° 5.2/18-2610_V1
published on 18/09/2018



COMMISSION CHARGÉE
DE FORMULER
LES AVIS TECHNIQUES

REGISTERED
PATENT

n.º 05 02402
of 11/03/2005



APPLICATION

Fixing:


- 2 flanged Zn hex head bolts DIN 6921 M-06x70.
- 2 nickel brass anchors M6.
- Drilling with Ø 8.160 twist drill.
- Spanner wrench: 10mm screwdriver or moderate power screwdriver.



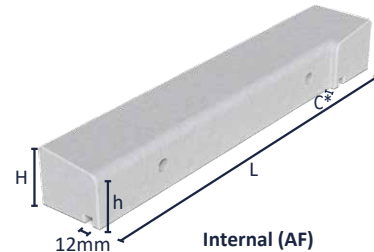

BENEFITS

- Easy to install.
- Durability.
- Screws included.
- Other colours on demand.





CORNER BAND COURSE



CONCRETE INFORMATION	
CRITERIA	STANDARD CONCRETE
Density	2050 Kg/m ³
Compressive strength	C25/30
Exposure class	XC1
% of water absorption	< 6%
Dimensional tolerance	+/- 2mm
Components	Portland cement ; fly ash ; sand ; gravel ; adjuvants ; water.

PRODUCT INFORMATION						
Corner band course - STANDARD CONCRETE						
Reference	Designation	Dimensions H x h x l x L (Δ±2) (mm)	Unit weight (Kg) Δ ±5%	Un. / pallet	Weight /pallet (Kg) Δ ±5%	Format /pallet l x L x H (mm)
AO005	External corner band course 5x50	45 x 40 x 50 x 500	2,500	300	740	1100 x 1100 x 560
	External corner band course 5x100	45 x 40 x 50 x 1000	4,500	150	700	1100 x 1100 x 560
AF005	Internal corner band course 5x50	45 x 40 x 50 x 500	2,500	300	740	1100 x 1100 x 560
	Internal corner band course 5x100	45 x 40 x 50 x 1000	4,500	150	700	1100 x 1100 x 560
AO008	External corner band course 8	55 x 40 x 80 x 400	2,800	180	524	1100 x 1100 x 680
AF008	Internal corner band course 8	55 x 40 x 80 x 400	2,800	180	524	1100 x 1100 x 680